



A » 2012 PEDS » Institutional Data

Inst Id: 40

Institutional Data

General Directions: an * denotes a required field and an answer must be input to properly process the form.

Does this form apply to your organization?

Yes No

A_1 Institutional Information

This information will be used in all official references to your institution.

Institution Name: Univ. of Alabama-Huntsville
 Address 1: 301 Sparkman Dr., NW
 Address 2:
 City: Huntsville
 State: AL
 Zip: 35899
 Country: USA
 Institution Phone: 256-824-6340

A_2 Chief Executive Officer of Institution

Include complete address and phone number.

CEO of Institution: Dr. Robert A. Altenkirch
 Title: President
 Address 1: 301 Sparkman Drive, NW
 Address 2:
 City: Huntsville
 State: AL
 Zip: 35899
 Country: USA
 Phone: 256-824-6340
 Fax: 256-824-6538

A_3 Name of Professional Education Unit:

Complete all that apply

PE Unit Name: Department, of Education
 PE Unit Name 2:
 PE Unit Name 3:

A_4 Designated Head of Professional Education Unit:

Include complete address and phone number.

PE Designated Head Name: Dr. Mary L. Piersma
 Title: Department Chair
 Address 1: Department of Education, Morton Hall 243
 Address 2:
 City: Huntsville
 State: AL
 Zip: 35899
 Country: USA
 Phone: 256-824-2325
 Fax: 256-824-6818
 Email: piersmam@email.uah.edu

A_5 Professional Education Unit Term

If the head of the Professional Education Unit differs from the person on the last PEDS report, when did his or her term begin?

Term Began Month:

Term Began Year:

A_6A Degrees/Programs

Degrees or programs offered by institution/consortium P-12 education personnel (Indicate all levels of degrees/programs offered)

Programs/Degrees:

- Bachelor's, initial teacher preparation
- Post-Bachelor's or Master's, Initial Teacher Preparation
- Post-Bachelor's or Master's, Advanced Teacher Preparation
- CAS or Specialist
- Doctoral
- Other (please describe)

A_7 Total Student Licenses Headcount (degrees/program completers)

Indicate the total headcount of students who received licenses, endorsements or degrees (education only) from your institution between September 1, 2010 and August 31, 2011 (Note: Do not double count).

Totals: 38

Calculated: 38 (based on the current data: B-3's and B-4's totals)

A_8 Control

Control:(check only one)

- Public
- Private or Independent

A_9 Institution Type

Type of Institution: (check only one)

- A single-campus institution
- A branch campus of a parent institution (please give name of parent institution)

- A main campus (parent institution with one or more branch campuses and/or other campuses)
- An administratively equal campus of an institutional system (please give the name of the system)
- A consortium

A-10 Units

- Semester Hour
- Quarter Hour
- Other (please describe)

A_11 Accreditation/Affiliation

- AABC-American Association of Bible Colleges
- MIDDLE STATES Association of Colleges and Schools
- NEW ENGLAND Association of Schools and Colleges
- NORTH CENTRAL Association of Colleges and Schools
- NORTHWEST Commission on Colleges and Universities
- SOUTHERN Association of Colleges and Schools
- WESTERN Association of Schools and Colleges

A_12 Organizations

- CADREI: Council of Academic Deans from Research Education Institutions
- AILACTE: Association of Independent Liberal Arts Colleges for Teacher Education
- NAFEO: National Association for Equal Opportunity in Higher Education
- NCATE: National Council for Accreditation of Teacher Education
- TECSCU: Teacher Education Council of State Colleges and Universities
- HACU: Hispanic Association of Colleges and Universities
- TEAC: Teacher Education Accreditation Council

A_13 Calendar System

- Semester
- Quarter
- Trimester
- Four-one-four (4-1-4)
- Continuous
- Other

A_14 Contact Person

Name: Dr. Mary L. Piersma
 Title: Chair, Department of Education
 Institution: University of Alabama in Huntsville
 Address 1: UAHuntsville, 243 Morton Hall
 Address 2:

City: Huntsville
 State: AL
 Zip: 35899
 Country: USA
 Phone: 256-824-2325
 Fax: 256-824-6818
 Email: pliersmam@uah.edu

A_15 Carnegie Classification

Please select your Institution Carnegie Classification

- RU/VH: Research University (very high research activity)
- RU/H: Research University (high research activity)
- DRU: Doctoral/Research University
- Master's L: Masters Colleges and Universities (larger programs)
- Master's M: Master's Colleges and Universities (medium programs)
- Master's S: Master's Colleges and Universities (smaller programs)
- Bac/A&S: Baccalaureate Colleges - Arts and Sciences
- Bac/Diverse: Baccalaureate Colleges - Diverse fields
- Bac/Assoc: Baccalaureate/Associate's Colleges
- Associate's Colleges
- Tribal Colleges
- Other (please describe)

A_16 Geographical Setting

Based on location and main area of PK-12 Influence, would you describe your Institution/teacher preparation programs as being primarily

Which of the following best describes the geographical setting in which your main campus is located?

- Urban
- Rural
- Suburban or Town

Which of the following best describes the geographical setting of the school districts where graduates from your teacher preparation program are most likely to be hired?

- Urban
- Rural
- Suburban or Town

B-1A » 2012 PEDS » Institutional Undergraduate Enrollment

inst id: 40

Institutional total undergraduate enrollment (CIP 99.0000) by gender and race/ethnicity categories as of the institution's official fall reporting date or as of October 15, 2011.

Please indicate race, ethnicity, and gender information for full-time and part-time undergraduate enrollment of the institution.

Does this form apply to your organization?

Yes No

University of Alabama Huntsville	Undergraduate Students			
	Full-Time		Part-Time	
	Current year	Prior year	Current year	Prior year
Men				
Hispanic/Latino of any race	55	58	19	18
American Indian or Alaska Native	35	36	20	11
Asian	64	68	36	31
Black or African American	252	246	70	77
Native Hawaiian or Other Pacific Islander	0	0	1	0
White	1756	1798	664	633
Two or more races	36	0	6	0
Nonresident alien	116	109	7	11
Unknown	53	73	23	23
Men total	2367	2388	846	804
Women				
Hispanic/Latino of any race	71	56	16	21
American Indian or Alaska Native	28	28	9	8
Asian	87	81	24	24
Black or African American	396	434	124	131
Native Hawaiian or Other Pacific Islander	0	0	1	0
White	1355	1411	416	445
Two or more races	34	0	5	0
Nonresident alien	62	65	7	6
Unknown	61	76	26	27
Women total	2094	2151	628	662

Comments:

B-1B » 2012 PEDS » Institutional Graduate Enrollment

inst id: 40

Institutional total graduate enrollment (CIP 99.0000) by gender and race/ethnicity categories as of the institutions official fall reporting date or as of October 15, 2011.

Please indicate race, ethnicity, and gender information for full-time and part-time graduate enrollment of the institution.

Does this form apply to your organization?

Yes No

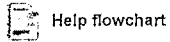
University of Alabama Huntsville	Graduate Students			
	Full-Time		Part-Time	
	Current year	Prior year	Current year	Prior year
Men				
Hispanic/Latino of any race	2	2	10	8
American Indian or Alaska Native	2	2	8	8
Asian	9	8	23	20
Black or African American	7	11	42	36
Native Hawaiian or Other Pacific Islander	0	0	0	0
White	173	130	569	599
Two or more races	1	0	1	0
Nonresident alien	105	112	19	22
Unknown	8	8	16	16
Men total	307	273	688	709
Women				
Hispanic/Latino of any race	4	1	7	5
American Indian or Alaska Native	7	5	7	5
Asian	9	5	16	19
Black or African American	24	18	51	54
Native Hawaiian or Other Pacific Islander	0	0	0	0
White	123	111	372	326
Two or more races	2	0	1	0
Nonresident alien	55	54	9	10
Unknown	5	7	7	7
Women total	229	201	470	426

Comments:

B-2A » 2012 PEDS » Undergraduate Program Enrollment - Education Degrees

inst id: 40

Undergraduate program enrollment (CIP 13.0000) by gender and race/ethnicity as of the institutions official fall reporting date or as of October 15, 2011. See Q&A and flowchart for definition



Please indicate race, ethnicity, and gender information for full-time and part-time undergraduate students whose major field of study is education based on the IPEDS (CIP 13.0000) for P-12 education majors. List only those students who have been formally admitted and enrolled into your program.

Does this form apply to your organization?

Yes No


University of Alabama Huntsville	Undergraduate Students			
	Full-Time		Part-Time	
	Current year	Prior year	Current year	Prior year
Men				
Hispanic/Latino of any race	0	0	0	0
American Indian or Alaska Native	0	0	0	0
Asian	0	0	0	0
Black or African American	1	0	0	0
Native Hawaiian or Other Pacific Islander	0	0	0	0
White	4	1	0	0
Two or more races	0	0	0	0
Nonresident alien	0	0	0	0
Unknown	0	0	0	0
Men total	5	1	0	0
Women				
Hispanic/Latino of any race	1	0	0	0
American Indian or Alaska Native	0	0	0	0
Asian	3	0	0	0
Black or African American	5	7	0	0
Native Hawaiian or Other Pacific Islander	0	0	0	0
White	39	41	0	0
Two or more races	0	0	0	0
Nonresident alien	0	0	0	0
Unknown	0	0	0	0
Women total	48	48	0	0

Comments:

B-2B » 2012 PEDS » Undergraduate Program Enrollment - Non-Education Degrees

Inst id: 40

Undergraduate program enrollment of students who have been formally admitted in professional education programs by the department of education as of October 15, 2011. See Q&A and flowchart for definition



Please indicate race, ethnicity, and gender information for full-time and part-time undergraduate students who have been formally admitted and enrolled in professional education programs at the SCDE and who will not receive an award/degree in education field but will complete a specific program for teaching credential or certificate

NOTE: This form is different from Form B1A which is for enrollment of the entire university.

Does this form apply to your organization?

Yes No

University of Alabama Huntsville	Undergraduate Students			
	Full-Time		Part-Time	
	Current year	Prior year	Current year	Prior year
Men				
Hispanic/Latino of any race	0	0	0	0
American Indian or Alaska Native	0	0	0	0
Asian	0	0	0	0
Black or African American	0	0	0	0
Native Hawaiian or Other Pacific Islander	0	0	0	0
White	16	11	0	0
Two or more races	0	0	0	0
Nonresident alien	2	1	0	0
Unknown	0	0	0	0
Men total	18	12	0	0
Women				
Hispanic/Latino of any race	1	2	0	0
American Indian or Alaska Native	0	0	0	0
Asian	0	0	0	0
Black or African American	3	2	0	0
Native Hawaiian or Other Pacific Islander	0	0	0	0
White	20	17	0	0
Two or more races	0	0	0	0
Nonresident alien	0	0	0	0
Unknown	0	0	0	0
Women total	24	21	0	0

Comments:

B-2C » 2012 PEDS » Graduate Program Enrollment - Education Degrees

inst id: 40

Graduate program enrollment (CIP 13.0000) by gender and race/ethnicity as of the institutions official fall reporting date or as of October 15, 2011. See Q&A and flowchart for definition

[Help flowchart](#)

Please indicate race, ethnicity, and gender information for full-time and part-time graduate students whose major field of study is education based on the IPEDS CIP 13.0000 for P-12 education majors. List only those students who have been formally admitted into your program.

Does this form apply to your organization?

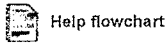
Yes No

Not applicable

B-2D » 2012 PEDS » Graduate Program Enrollment - Non-Education Degrees

inst id: 40

Graduate program enrollment of students that have been formally admitted and enrolled in professional education programs by the department of education as of October 15, 2011. See Q&A and flowchart for definition



Please indicate race, ethnicity, and gender information for full-time and part-time graduate students who have been formally admitted and enrolled in professional education programs at the SCDE and who will not receive an award/degree in education field but will complete a specific program for teaching credential or certificate

NOTE: This form is different from Form B1A which is for enrollment of the entire university.

Does this form apply to your organization?


Yes No

University of Alabama Huntsville	Graduate Students			
	Full-Time		Part-Time	
	Current year	Prior year	Current year	Prior year
Men				
Hispanic/Latino of any race	0	0	0	0
American Indian or Alaska Native	0	0	0	0
Asian	0	0	0	0
Black or African American	0	0	0	0
Native Hawaiian or Other Pacific Islander	0	0	0	0
White	6	6	0	0
Two or more races	0	0	0	0
Nonresident alien	0	0	0	0
Unknown	0	0	0	0
Men total	6	6	0	0
Women				
Hispanic/Latino of any race	0	0	0	0
American Indian or Alaska Native	0	0	0	0
Asian	0	1	0	0
Black or African American	0	0	0	0
Native Hawaiian or Other Pacific Islander	0	0	0	0
White	12	4	0	0
Two or more races	0	0	0	0
Nonresident alien	0	0	0	0
Unknown	0	0	0	0
Women total	12	5	0	0

Comments:

B-3A » 2012 PEDS » Bachelor's-Level Initial Teacher Preparation, Number of Degrees Between September 1, 2010 and August 31, 2011

Postsecondary completion in education programs (CIP 13.0000) awards/degrees conferred between September 1, 2010 and August 31, 2011, by gender and race/ethnicity.

 [Help flowchart](#)

Indicate Bachelor's level education degrees conferred by gender and race/ethnicity at the initial teacher preparation level.

This form includes 2 sections. Report degrees conferred in section 1.

If a student has a dual degree, double concentration, or license/endorsement which is different from section 1, report the additional degree or endorsement in section 2.

Please do not double count in Section 1.

Does this form apply to your organization?

Yes No

Section 1

Men

IPEDS CIP code	Program area	Hispanic/Latino of any race	American Indian or Alaska Native	Asian	Black or African American	Native Hawaiian or Other Pacific Islander	White	Two or more races	Nonresident alien	Unknown	Total students
13.1202	Elementary Teacher Education.	0	0	0	0	0	0	0	0	0	0
	Totals:	0	0	0	0	0	0	0	0	0	0
	Last year totals:	0	0	0	0	0	2	0	0	0	2

Women

IPEDS CIP code	Program area	Hispanic/Latino of any race	American Indian or Alaska Native	Asian	Black or African American	Native Hawaiian or Other Pacific Islander	White	Two or more races	Nonresident alien	Unknown	Total students
13.1202	Elementary Teacher Education.	1	0	0	1	0	21	0	0	0	23
	Totals:	1	0	0	1	0	21	0	0	0	23
	Last year totals:	0	0	1	1	0	25	0	0	0	27

Section 2

For programs that award degrees in more than one area or that award additional endorsements, indicate in this table the number of degrees, certificates or endorsements awarded on the additional/secondary focus of the program for students already counted above.

Example:

For students obtaining a degree with dual focus on math education and social science education, report them as math education in table above and count them in the social science education code in this table.

IPEDS CIP code	Program area	Total students	
		M	W
13.1202	Elementary Teacher Education.	0	12

Comments: Elementary education majors have the option of adding an endorsement in Collaborative Teacher - Special Education program. This option includes coursework and an additional internship. Completion of all requirements in both programs leads to dual certification - elementary and an endorsement in special education.

B-3B » 2012 PEDS » Post-Bachelor's or Master's-Level Initial Teacher Preparation, Number of Degrees Between September 1, 2010 and August 31, 2011

Postsecondary completion in education programs (CIP 13.0000) awards/degrees conferred between September 1, 2010 and August 31, 2011, by gender and race/ethnicity.



Help flowchart

Indicate Post-Bachelor's or Master's-level education degrees conferred by gender and race/ethnicity at the initial teacher preparation level.

This form includes 2 sections. Report degrees conferred in section 1.

If a student has a dual degree, double concentration, or license/endorsement which is different from section 1, report the additional degree or endorsement in section 2.

Please do not double count in Section 1.

Does this form apply to your organization?

Yes No

Not applicable

B-3C » 2012 PEDS » Post-Bachelor's or Master's-Level Advanced Preparation, Number of Degrees Between September 1, 2010 and August 31, 2011 Inst id: 40

Postsecondary completion in education programs (CIP 13.0000) awards/degrees conferred between September 1, 2010 and August 31, 2011, by gender and race/ethnicity.



Help flowchart

Indicate Post-bachelor's or master's-level education degrees conferred by gender and race/ethnicity at the advanced preparation level.

Does this form apply to your organization?

Yes No

Not applicable

B-3D » 2012 PEDS » CAS/Specialist Level Advanced Preparation, Number of Degrees Between September 1, 2010 and August 31, 2011

Postsecondary completion in education programs (CIP 13.0000) awards/degrees conferred between September 1, 2010 and August 31, 2011, by gender and race/ethnicity.



Help flowchart

Indicate CAS/Specialist degrees conferred at the advanced teacher preparation level, by gender and race/ethnicity.

Does this form apply to your organization?

Yes No

Not applicable

B-3E » 2012 PEDS » Doctorate Level Advanced Preparation, Number of Degrees Between September 1, 2010, and August 31, 2011

Postsecondary completion in education programs (CIP 13.0000) awards/degrees conferred between September 1, 2010 and August 31, 2011, by Gender and Race/ethnicity.



Help flowchart

Indicate Doctorate level education degrees conferred by gender and race/ethnicity at the advanced teacher preparation level. This information has been collected for the IPEDS, and may be found in your institution's research office.

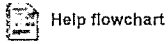
Does this form apply to your organization?

Yes No

Not applicable

B-4A » 2012 PEDS » Bachelor's-Level Initial Teacher Preparation Program Completers in Professional Education Between September 1, 2010 and August 31, 2011, Non-Education Degrees

Students who completed a professional education program at the initial teacher preparation level, but did not receive a degree in education, by gender and race/ethnicity.



Indicate Bachelor's-level initial teacher preparation program completers by gender and race/ethnicity.

NOTE: Program Completers: Students who complete professional education programs in the institution. Such programs include those intended to prepare students for licensure; to culminate in a degree; to provide endorsement credentials; to provide professional development, or for other purposes. To complete a program does not necessarily mean licensure was obtained or degree earned. Individuals in this section should NOT be included in Part B-3.

Does this form apply to your organization?

Yes No

Men

Program area	Hispanic/Latino of any race	American Indian or Alaska Native	Asian	Black or African American	Native Hawaiian or Other Pacific Islander	White	Two or more races	Nonresident alien	Unknown	Total students
English Teacher Education.	0	0	0	0	0	2	0	0	0	2
Foreign Language Teacher Education, (including all Foreign Language Teacher Education, such as French, German, Spanish, and Latin Teacher Education, codes 1325, 1326, 1330, and 1335)	1	0	0	0	0	0	0	0	0	1
Mathematics Teacher Education.	0	0	0	0	0	0	0	0	0	0
Music Teacher Education.	0	0	0	0	0	0	0	0	0	0
Social Science Teacher Education	0	0	0	0	0	0	0	0	0	0
Biology Teacher Education.	0	0	0	0	0	0	0	0	0	0
Chemistry Teacher Education.	0	0	0	0	0	0	0	0	0	0
History Teacher Education.	0	0	0	0	0	1	0	0	0	1
Physics Teacher Education.	0	0	0	0	0	1	0	0	0	1
Totals:	1	0	0	0	0	4	0	0	0	5
Last year totals:	0	0	0	1	0	4	0	0	0	5

Women


Program area	Hispanic/Latino of any race	American Indian or Alaska Native	Asian	Black or African American	Native Hawaiian or Other Pacific Islander	White	Two or more races	Nonresident alien	Unknown	Total students
English Teacher Education.	0	0	0	0	0	0	0	0	0	0
Foreign Language Teacher Education, (including all Foreign Language Teacher Education, such as	0	0	0	0	0	0	0	0	0	0

French, German, Spanish, and Latin Teacher Education, codes 1325, 1326, 1330, and 1335)										
Mathematics Teacher Education.	0	0	0	0	0	1	0	0	0	1
Music Teacher Education.	0	0	0	0	0	0	0	0	0	0
Social Science Teacher Education	0	0	0	0	0	0	0	0	0	0
Biology Teacher Education.	0	0	0	0	0	1	0	0	0	1
Chemistry Teacher Education.	0	0	0	0	0	0	0	0	0	0
History Teacher Education.	0	0	0	0	0	3	0	0	0	3
Physics Teacher Education.	0	0	0	0	0	0	0	0	0	0
Totals:	0	0	0	0	0	5	0	0	0	5
Last year totals:	1	0	0	0	0	5	0	0	0	6

Comments:

B-4B » 2012 PEDS » Post-Bachelor's or Master's-Level Initial Teacher Preparation Program Completers in Professional Education Between September 1, 2010 and August 31, 2011, Non-Education Degrees Inst Id: 40

Students who completed a professional education programs at the initial teacher preparation level, but did not receive a degree in education, by gender and race/ethnicity.



Indicate Post-Bachelor's or Master's-Level Initial teacher preparation program completers by gender and race/ethnicity.

NOTE: Program Completers: Students who complete professional education programs in the institution. Such programs include those intended to prepare students for licensure; to culminate in a degree; to provide endorsement credentials; to provide professional development, or for other purposes. To complete a program does not necessarily mean licensure was obtained or degree earned. Individuals in this section should NOT be included in Part B-3.

Does this form apply to your organization?

Yes No

Men

Program area	Hispanic/Latino of any race	American Indian or Alaska Native	Asian	Black or African American	Native Hawaiian or Other Pacific Islander	White	Two or more races	Nonresident alien	Unknown	Total students
English Teacher Education.	0	0	0	0	0	1	0	0	0	1
Mathematics Teacher Education.	0	0	0	0	0	0	0	0	0	0
Biology Teacher Education.	0	0	0	0	0	0	0	0	0	0
Chemistry Teacher Education.	0	0	0	0	0	0	0	0	0	0
History Teacher Education.	0	0	0	0	0	0	0	0	0	0
Physics Teacher Education.	0	0	0	0	0	0	0	0	0	0
Totals:	0	0	0	0	0	1	0	0	0	1
Last year totals:	0	0	0	0	0	2	0	0	0	2

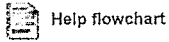
Women

Program area	Hispanic/Latino of any race	American Indian or Alaska Native	Asian	Black or African American	Native Hawaiian or Other Pacific Islander	White	Two or more races	Nonresident alien	Unknown	Total students
English Teacher Education.	0	0	0	0	0	2	0	0	0	2
Mathematics Teacher Education.	0	0	0	0	0	0	0	0	0	0
Biology Teacher Education.	0	0	1	0	0	1	0	0	0	2
Chemistry Teacher Education.	0	0	0	0	0	0	0	0	0	0
History Teacher Education.	0	0	0	0	0	0	0	0	0	0
Physics Teacher Education.	0	0	0	0	0	0	0	0	0	0
Totals:	0	0	1	0	0	3	0	0	0	4
Last year totals:	0	0	0	1	0	4	0	0	0	5

Comments:

B-4C » 2012 PEDS » Post-Bachelor's or Master's-Level Advanced Preparation Program Completers in Professional Education Between September 1, 2010 and August 31, 2011, Non-Education Degrees

Students who completed a professional education program at the advanced teacher preparation level, but did not receive a degree in education, by gender and race/ethnicity.



Indicate post-Bachelor's or Master's-level advanced program completers by gender and race/ethnicity

NOTE: Program Completers: Students who complete professional education programs in the institution. Such programs include those intended to prepare students for licensure; to culminate in a degree; to provide endorsement credentials; to provide professional development, or for other purposes. To complete a program does not necessarily mean licensure was obtained or degree earned. Individuals in this section should NOT be included in Part B-3.

Does this form apply to your organization?

Yes No

Men

Program area	Hispanic/Latino of any race	American Indian or Alaska Native	Asian	Black or African American	Native Hawaiian or Other Pacific Islander	White	Two or more races	Nonresident alien	Unknown	Total students
English Teacher Education.	0	0	0	0	0	0	0	0	0	0
Mathematics Teacher Education.	0	0	0	0	0	0	0	0	0	0
Reading Teacher Education.	0	0	0	0	0	0	0	0	0	0
Biology Teacher Education.	0	0	0	0	0	0	0	0	0	0
Chemistry Teacher Education.	0	0	0	0	0	0	0	0	0	0
History Teacher Education.	0	0	0	0	0	0	0	0	0	0
Physics Teacher Education.	0	0	0	0	0	0	0	0	0	0
Totals:	0	0	0	0	0	0	0	0	0	0
Last year totals:	0	0	0	0	0	0	0	0	0	0

Women


Program area	Hispanic/Latino of any race	American Indian or Alaska Native	Asian	Black or African American	Native Hawaiian or Other Pacific Islander	White	Two or more races	Nonresident alien	Unknown	Total students
English Teacher Education.	0	0	0	0	0	0	0	0	0	0
Mathematics Teacher Education.	0	0	0	0	0	0	0	0	0	0
Reading Teacher Education.	0	0	0	0	0	0	0	0	0	0
Biology Teacher Education.	0	0	0	0	0	0	0	0	0	0
Chemistry Teacher Education.	0	0	0	0	0	0	0	0	0	0
History Teacher Education.	0	0	0	0	0	0	0	0	0	0
Physics Teacher Education.	0	0	0	0	0	0	0	0	0	0

Totals:	0	0	0	0	0	0	0	0	0	0
Last year totals:	0	0	0	0	0	2	0	0	0	2

Comments:

**B-4D » 2012 PEDS » CAS/Specialist Level Advanced Preparation Program Completers in Professional Education
Between September 1, 2010 and August 31, 2011, Non-Education Degrees**

Students who completed a professional education program at the advanced teacher preparation level, but did not receive a degree in education, by gender and race/ethnicity.

 Help flowchart

Indicate CAS/Specialist program completers by gender and race/ethnicity

NOTE: Program Completers: Students who complete professional education programs in the institution. Such programs include those intended to prepare students for licensure; to culminate in a degree; to provide endorsement credentials; to provide professional development, or for other purposes. To complete a program does not necessarily mean licensure was obtained or degree earned. Individuals in this section should NOT be included in Part B-3.

Does this form apply to your organization?

Yes No

Not applicable

B-4E » 2012 PEDS » Doctorate Level Advanced Preparation Program Completers in Professional Educationinst id: 40
Between September 1, 2010 and August 31, 2011, Non-Education Degrees

Students who completed a professional education program at the advanced teacher preparation level, but did not receive a degree in education, by gender and race/ethnicity.



Help flowchart

Indicate Doctorate program completers by gender and race/ethnicity.

NOTE: Program Completers: Students who complete professional education programs in the institution. Such programs include those intended to prepare students for licensure; to culminate in a degree; to provide endorsement credentials; to provide professional development, or for other purposes. To complete a program does not necessarily mean licensure was obtained or degree earned. Individuals in this section should NOT be included in Part B-3.

Does this form apply to your organization?

Yes No

Not applicable

B-5A » 2012 PEDS » Professional Education Faculty

inst id: 40

Number of professional education faculty members in each category, fall, 2011.

Indicate gender and race/ethnicity of the professional education faculty that are employed full-time, part-time and adjunct at your department of education only. The count should include those individuals employed by the college or university, including graduate teaching assistants, who teach one or more courses in education, provide services to candidates (e.g., advising), supervise clinical experiences, or administer some portion of the unit.

Does this form apply to your organization?

Yes No

University of Alabama Huntsville	Full-Time		Part-Time		Adjunct Faculty	
	Current year	Prior year	Current year	Prior year	Current year	Prior year
Men						
Hispanic/Latino of any race	0	0	0	0	0	0
American Indian or Alaska Native	0	0	0	0	0	0
Asian	0	0	0	0	0	0
Black or African American	0	0	0	0	0	0
Native Hawaiian or Other Pacific Islander	0	0	0	0	0	0
White	3	3	1	1	0	0
Two or more races	0	0	0	0	0	0
Nonresident alien	0	0	0	0	0	0
Unknown	0	0	0	0	0	0
Men total	3	3	1	1	0	0
Women						
Hispanic/Latino of any race	0	0	0	0	0	0
American Indian or Alaska Native	0	0	0	0	0	0
Asian	0	0	0	0	0	0
Black or African American	1	1	0	0	0	0
Native Hawaiian or Other Pacific Islander	0	0	0	0	0	0
White	5	5	3	4	0	0
Two or more races	0	0	0	0	0	0
Nonresident alien	0	0	0	0	0	0
Unknown	0	0	0	0	0	0
Women total	6	6	3	4	0	0

Comments:

B-5B » 2012 PEDS » Faculty Counts and Teaching Loads

inst id: 40

Faculty counts and teaching loads for faculty members appointed full-time in professional education fall, 2011.

Indicate the number of full-time faculty members in professional education, the total course credit hours taught by full-time faculty, and the total number of individual course sections taught (count each sector of a course separately). Data should reflect the fall semester.

Does this form apply to your organization?

Yes No

Full-time faculty in professional education who are:

University of Alabama Huntsville	Teaching only undergraduate courses		Teaching only graduate courses		Teaching both undergraduate and graduate courses	
	Current year	Prior year	Current year	Prior year	Current year	Prior year
	Number of full-time faculty	6	6	0	0	3
Total number of credit hours taught	268	608	0	0	18	310
Total number of courses taught(count each section)	15	14	0	0	6	10

Comments: Student teaching credit hours are included in the calculations for credit hours taught. Each internship is worth 12 credit hours. Because we had a smaller group of internships, the numbers have decreased significantly.

B-5C » 2012 PEDS » Tenure and Non-Tenure Full-time Professional Education Faculty

Inst Id: 40

Tenure of full-time professional education faculty in schools, colleges, or departments of education fall, 2011.

Indicate tenure information for full-time professional education faculty members in the school, colleges, or department of education

Does this form apply to your organization?

Yes No

Does this professional education unit have a tenure track system? Yes No

University of Alabama Huntsville	Number of faculty with tenure		On tenure track		Not on tenure track	
	Current year	Prior year	Current year	Prior year	Current year	Prior year
Professors	0	0	0	0	0	0
Associate professors	3	3	0	0	0	0
Assistant professors	0	0	4	4	1	1
Instructors	0	0	0	0	0	0
Lecturers	0	0	0	0	1	1
No academic rank	0	0	0	0	0	0
Totals:	3	3	4	4	2	2

Comments:

B-6 » 2012 PEDS » Revenues and Expenditures

inst id: 40

Selected fiscal revenues and expenditures, 2010-2011

Indicate financial data for your institution and the school, college, or department of education

Please do not use dollar signs when entering data on this form. Only numbers are allowed. DO NOT use commas or dots with numbers.

To the extent possible, the financial data requested in this report should be provided from your institution's audited General Purpose Statements (GPFS).

NOTE: If you need to report a negative amount, please type negative sign in the field and ignoring the error keep typing the number. The error will automatically disappear as soon as you type a number after the negative sign.

Does this form apply to your organization?

Yes No

- 1. Total operating budget for the entire university, 2010-2011? \$198,049,000.00
- 2. Total amount allocated to the professional education unit? \$796,344.00

University of Alabama Huntsville	Institutional Total		School, College, or Department of Education portion	
	Current year	Prior year	Current year	Prior year
Revenue From				
Private gifts, private grants and private contract	\$4,440,286.00	\$4,133,004.00	\$10,010.00	\$1,537.00
Endowment Income	\$1,041,795.00	\$1,043,228.00	\$0.00	\$0.00
Totals:	\$5,482,081.00	\$5,176,232.00	\$10,010.00	\$1,537.00
Expenditures				
Instruction	\$52,788,595.00	\$46,626,681.00	\$796,344.00	\$792,504.00
Research	\$72,161,096.00	\$70,977,492.00	\$0.00	\$0.00
Public Service	\$1,271,245.00	\$492,098.00	\$0.00	\$0.00
Academic support	\$10,979,107.00	\$8,053,427.00	\$0.00	\$0.00
Student Services	\$12,288,975.00	\$10,109,980.00	\$0.00	\$0.00
Totals:	\$149,489,018.00	\$136,259,678.00	\$796,344.00	\$792,504.00

Comments: Change in grants is due to the receipt of grants by education faculty.

B-7 » 2012 PEDS » Technology Education and Distance Learning

inst id: 40

Number of distance learning courses, total enrollment in distance learning, and number of distance learning programs offered.

Indicate technology education and distance learning information for your school, college, or department of education. (EXCLUDED from distance learning are courses conducted exclusively on campus, conducted by written correspondences, or for which the instructor travels to an off-campus site to deliver instruction in person.)

Does this form apply to your organization?

Yes No

B7_1: Which of the following best describes the technology requirements for teacher candidates in your program(s)?

- In order to complete the teacher education program, teacher candidates must demonstrate that they can deliver instruction using various technologies.
- Teacher candidates use various technologies as course requirements.
- There are no specific technology requirements for students in the education program.
- Other (please specify):

B7_2: Which of the following best describes the technology used by education faculty members at your institution?

- All education faculty members at our institution are required to incorporate various technologies into their courses.
- Most faculty members at our institution incorporate various technologies into their courses.
- Some faculty members at our institution incorporate various technologies into their courses.
- Other (please specify):

B7_3: How closely does your school, college, or department of education (SCDE) partner with K-12 school districts in preparing teachers in technology use for instruction?

- Our institution has a formal arrangement with one or more K-12 schools to provide technology-related professional development opportunities to teachers.
- Our institution provides occasional technology-related training to teachers in one or more K-12 schools, but it is not part of an ongoing professional development program.
- Our institution does not provide technology-related training to teachers in the K-12 schools.

B7_4: Did your SCDE offer any college-level, credit-granting courses by means of online/distance education* in the 2010-2011 academic year?

- Yes - If so, please answer 5 below
- No

B7_5: Please report the following SCDE data for your undergraduate and graduate online/distance education courses in the 12-month 2010-2011 academic year.

University of Alabama Huntsville	Undergraduate		Graduate	
	Current year	Prior year	Current year	Prior year
Number of online/distance learning courses	0	0	0	0
Total enrollments in online/distance learning courses	0	0	0	0
Number of distance learning programs offered	0	0	0	0
Percent of your teacher preparation programs that are offered completely as online/distance programs	0	0	0	0

Comments:

B-8 » 2012 PEDS » Program Selectivity

inst id: 40

Admission and graduation requirements for educator preparation programs at the initial certification level, 2010-2011. Please note the admission questions refer to the fall of 2011, while graduation questions refer to the whole academic year of 2010-2011

Indicate the admission and graduation requirements for Bachelors' Post bachelor's and Master education programs at the initial teacher preparation level

Does this form apply to your organization?

Yes No

B8_1 What are the admission requirements for full acceptance * to your institution's teacher preparation programs at the initial certification level?:

(Check all that apply)

	Bachelors level	Post Bachelors level	Master level
High School GPA	<input type="checkbox"/>	<input type="checkbox"/>	<input type="checkbox"/>
Undergraduate GPA	<input checked="" type="checkbox"/>	<input checked="" type="checkbox"/>	<input checked="" type="checkbox"/>
Minimum of total credit hours completed as undergraduate	<input type="checkbox"/>	<input type="checkbox"/>	<input checked="" type="checkbox"/>
Minimum of credit hours in education-related courses completed as undergraduate	<input type="checkbox"/>	<input type="checkbox"/>	<input type="checkbox"/>
Praxis I Reading	<input type="checkbox"/>	<input type="checkbox"/>	<input type="checkbox"/>
Praxis I Writing	<input type="checkbox"/>	<input type="checkbox"/>	<input type="checkbox"/>
Praxis I Math	<input type="checkbox"/>	<input type="checkbox"/>	<input type="checkbox"/>
ACT composite score	<input type="checkbox"/>	<input type="checkbox"/>	<input type="checkbox"/>
SAT total score	<input type="checkbox"/>	<input type="checkbox"/>	<input type="checkbox"/>
GRE Verbal		<input type="checkbox"/>	<input checked="" type="checkbox"/>
GRE Quantitative		<input type="checkbox"/>	<input checked="" type="checkbox"/>
GRE Analytical Writing		<input type="checkbox"/>	<input checked="" type="checkbox"/>
MAT scaled score		<input type="checkbox"/>	<input checked="" type="checkbox"/>
Praxis II		<input type="checkbox"/>	<input type="checkbox"/>
Previous Education related courses	<input type="checkbox"/>	<input type="checkbox"/>	<input type="checkbox"/>
Education related bachelor's degree	<input type="checkbox"/>	<input type="checkbox"/>	<input type="checkbox"/>
Any bachelor's degree	<input type="checkbox"/>	<input checked="" type="checkbox"/>	<input checked="" type="checkbox"/>
Previous teaching experience/or experience working	<input type="checkbox"/>	<input type="checkbox"/>	<input type="checkbox"/>
State specific tests	<input checked="" type="checkbox"/>	<input checked="" type="checkbox"/>	<input checked="" type="checkbox"/>
Goals statement	<input type="checkbox"/>	<input type="checkbox"/>	<input type="checkbox"/>
Statement/assessment of professional dispositions	<input checked="" type="checkbox"/>	<input checked="" type="checkbox"/>	<input checked="" type="checkbox"/>
Background checks	<input checked="" type="checkbox"/>	<input checked="" type="checkbox"/>	<input checked="" type="checkbox"/>
Letters of recommendation	<input checked="" type="checkbox"/>	<input checked="" type="checkbox"/>	<input checked="" type="checkbox"/>

B8_2 Please enter the minimum required criteria for the following admission requirements (if selected above):

	Bachelors level	Post Bachelors level	Master level
Minimum High School GPA	0	0	0
Average High School GPA of students admitted in Fall 2011	0	0	0
Undergraduate GPA	2.5	2.5	2.5
Minimum total credit hours completed as undergraduate	0	0	32
Average Undergraduate GPA of students admitted in Fall 2011	0	0	0
Minimum credit hours in education courses completed as undergraduate	0	0	0
Praxis I Reading	0	0	0
Praxis I Writing	0	0	0
Praxis I Math	0	0	0
ACT composite score	0	0	0
SAT total score	0	0	0
GRE Verbal	0	0	150
GRE Quantitative	0	0	150
GRE Analytical Writing	0	0	3.0
MAT scaled score	0	0	410

B8_3 What are the graduation/completion requirements for your institution's initial teacher certification programs? :

(Check all that apply)

	Bachelors level	Post Bachelors level	Master level
Minimum Program GPA	<input checked="" type="checkbox"/>	<input checked="" type="checkbox"/>	<input checked="" type="checkbox"/>
Minimum credit hours completed	<input checked="" type="checkbox"/>	<input checked="" type="checkbox"/>	<input checked="" type="checkbox"/>
A minimum number of clock hours spent on early field experiences	<input checked="" type="checkbox"/>	<input checked="" type="checkbox"/>	<input checked="" type="checkbox"/>
A minimum number of clock hours on supervised clinical experience/student teaching (excluding early field experience)	<input checked="" type="checkbox"/>	<input checked="" type="checkbox"/>	<input checked="" type="checkbox"/>
Praxis I	<input type="checkbox"/>	<input type="checkbox"/>	<input type="checkbox"/>
Praxis II	<input checked="" type="checkbox"/>	<input checked="" type="checkbox"/>	<input checked="" type="checkbox"/>
State specific tests	<input checked="" type="checkbox"/>	<input checked="" type="checkbox"/>	<input checked="" type="checkbox"/>
Paper-based Portfolio	<input type="checkbox"/>	<input type="checkbox"/>	<input type="checkbox"/>
Electronic Portfolio	<input checked="" type="checkbox"/>	<input checked="" type="checkbox"/>	<input checked="" type="checkbox"/>
Performance Assessment (TPA)	<input type="checkbox"/>	<input type="checkbox"/>	<input type="checkbox"/>

B8_4 Please enter the required criteria for the following graduation requirements (if selected above):

If all programs have the same clock hour requirements enter the same number for the lowest and highest required hours.

	Bachelors level	Post Bachelors level	Master level
Minimum Program GPA	2.5	2.5	3.0
Average GPA of 2010-2011 degree completers	3.391	3.788	0

Minimum credit hours completed	0	0	0
Minimum number of clock hours spent on early field experiences for program with lowest number of required hours	200	200	200
Minimum number of clock hours spent on early field experiences for program with highest number of required hours	200	200	200
Minimum number of clock hours on supervised clinical experience/student teaching (excluding early field experience) for program with lowest number of required hours	600	600	600
Minimum number of clock hours on supervised clinical experience/student teaching (excluding early field experience) for program with highest number of required of hours	600	300	300

Comments: The state of Alabama requires a state approved basic skills test for Reading, Math, and Writing. Minimum number of clock hours for student teaching is 600 - state of Alabama requires one full semester; at our institution, that is 15 weeks with about 40 hours per week.

B-9 » 2012 PEDS » Clinical Experience Section

inst id: 40

Supervised clinical experience as a component of your initial certification level teacher preparation programs, 2010-2011

Complete this form if early and/or supervised field experiences were a component of your initial certification teacher preparation programs in academic year 2010-2011

* NOTE: for items 9.5 to 9.7, school performing standard is defined by your state education agency

Does this form apply to your organization?

Yes No

B9_1 Indicate the number of students in supervised clinical experience/student teaching during the 2010-2011 academic year:

Exclude those who were fulfilling early field experience requirements

	Bachelors level	Post Bachelors level	Master level
Number of students	33	0	5

B9_2 Select the name of the largest initial teacher licensure program at your institution for the Baccalaureate, Post-Baccalaureate, and/or Masters Level:

	Bachelors level	Post Bachelors level	Master level
Program name	Elementary Education	English Language Arts	English Language Arts

B9_3 What is the average duration of the early field experiences in the initial certification programs enumerated in question 9.2 above? :

	Bachelors level	Post Bachelors level	Master level
Average number of total clock hours spent in early field experiences (before Student Teaching)	215	215	215

B9_4 What is the average length and intensity of the supervised clinical experience/student teaching in the initial certification programs enumerated in question 9.2 above?:

Exclude early field experiences

	Bachelors level	Post Bachelors level	Master level
Number of semesters / quarters	1	1	1
Weeks per semester / quarter	15	15	15
Hours per week	40	40	40

B9_5 Select all URBAN settings where your teacher candidates typically complete their supervised clinical experience / student teaching placements.:

Select all that apply for Urban areas (Note: school performing standard is defined by your state education agency)

	Bachelors level	Post Bachelors level	Master level
Professional development schools	<input type="checkbox"/>	<input type="checkbox"/>	<input type="checkbox"/>
Lab schools	<input type="checkbox"/>	<input type="checkbox"/>	<input type="checkbox"/>

Low performing schools*	<input checked="" type="checkbox"/>	<input checked="" type="checkbox"/>	<input checked="" type="checkbox"/>
High performing schools*	<input type="checkbox"/>	<input type="checkbox"/>	<input type="checkbox"/>
Title I schools	<input checked="" type="checkbox"/>	<input checked="" type="checkbox"/>	<input checked="" type="checkbox"/>
Full-time residencies	<input type="checkbox"/>	<input type="checkbox"/>	<input type="checkbox"/>
Other	<input type="checkbox"/>	<input type="checkbox"/>	<input type="checkbox"/>
Does not apply	<input type="checkbox"/>	<input type="checkbox"/>	<input type="checkbox"/>

B9_6 Select all SUBURBAN and/or TOWN settings where your teacher candidates typically complete their supervised clinical experience / student teaching placements :

Select all that apply for Suburban and Town areas (Note: school performing standard is defined by your state education agency)

	Bachelors level	Post Bachelors level	Master level
Professional development schools	<input type="checkbox"/>	<input type="checkbox"/>	<input type="checkbox"/>
Lab schools	<input type="checkbox"/>	<input type="checkbox"/>	<input type="checkbox"/>
Low performing schools*	<input type="checkbox"/>	<input type="checkbox"/>	<input type="checkbox"/>
High performing schools*	<input checked="" type="checkbox"/>	<input checked="" type="checkbox"/>	<input checked="" type="checkbox"/>
Title I schools	<input checked="" type="checkbox"/>	<input checked="" type="checkbox"/>	<input checked="" type="checkbox"/>
Full-time residencies	<input type="checkbox"/>	<input type="checkbox"/>	<input type="checkbox"/>
Other	<input type="checkbox"/>	<input type="checkbox"/>	<input type="checkbox"/>
Does not apply	<input type="checkbox"/>	<input type="checkbox"/>	<input type="checkbox"/>

B9_7 Select all RURAL settings where your teacher candidates typically complete their supervised clinical experience / student teaching placements.:

Select all that apply for Rural areas (Note: school performing standard is defined by your state education agency)

	Bachelors level	Post Bachelors level	Master level
Professional development schools	<input type="checkbox"/>	<input type="checkbox"/>	<input type="checkbox"/>
Lab Schools	<input type="checkbox"/>	<input type="checkbox"/>	<input type="checkbox"/>
Low Performing Schools	<input checked="" type="checkbox"/>	<input checked="" type="checkbox"/>	<input checked="" type="checkbox"/>
High performing schools*	<input checked="" type="checkbox"/>	<input checked="" type="checkbox"/>	<input checked="" type="checkbox"/>
Title I schools	<input checked="" type="checkbox"/>	<input checked="" type="checkbox"/>	<input checked="" type="checkbox"/>
Full-time residencies	<input type="checkbox"/>	<input type="checkbox"/>	<input type="checkbox"/>
Other	<input type="checkbox"/>	<input type="checkbox"/>	<input type="checkbox"/>
Does not apply	<input type="checkbox"/>	<input type="checkbox"/>	<input type="checkbox"/>

Comments:

B-10 » 2012 PEDS » Program Impact Data

inst id: 40

Graduate placement and K-12 impact data

Complete this form to report graduate tracking data and K-12 impact data obtained during the academic year 2010-2011

Does this form apply to your organization?

Yes No

B10_1 Did your Institution track its new teacher graduates into their initial job placements during 2010-2011 academic year?:

- Yes
- Attempted to track them, but had limited success obtaining information
- No, but planning to track them in the future
- No
- Other

B10_2 If you answered yes or limited success above, for what percent of your graduates were placement data obtained?:

% of the new graduates' placement information was obtained

% of new teacher education graduates tracked in 2011 were hired for teaching positions in schools within the first year after graduation

B10_3 Placement data was obtained in 2010-2011 for students who graduated in the year(s)::

- 2010-2011 academic year
- 2009-2010 academic year
- 2008-2009 academic year
- 2007-2008 academic year
- 2006-2007 academic year
- 2005-2006 academic year

B10_4 if graduate placement data were collected, the source was:

- Through self-reporting from the graduates
- From the schools/school districts
- From the state
- Other

B10_5 Did your institution receive P-12 student achievement data from the state?:

- Yes
- No

B10_6 To help the institution assess the effectiveness of your graduates in their placements?:

- Yes
- No

B10_7 To inform program improvement?:

- Yes
- No

B10_8 For other purposes?:

- Yes

No

We have not used the data yet

B10_9 Types of data obtained on graduates tracked:

In 2010-2011

- Graduation rates
- Placement rates
- Teacher persistence rates
- Teachers' satisfaction with preparation program
- Principals' satisfaction with teacher quality
- Student Value-Added measures
- Student growth measures
- Observational measures of teacher performance
- Other

Principals' recommendations on program p

B10_10 Graduation and Licensure rates:

Of the initial certification students who graduated or completed programs in 2010-2011 at your institution:

0 % of teacher education initial certification undergraduate students graduated on-time*

0 % of teacher education initial certification Post bachelor's/Master's students graduated on-time*

100 % of teacher education undergraduate degree recipients were recommended for initial licensure

100 % of teacher education Post bachelor's/Master's degree recipients were recommended for initial licensure

Comments: Undergraduate programs require 4 1/2 years at a minimum for completion. That usually means 5 semesters once they begin taking education courses. Therefore if "on-time" means completion in 4 years, we do not meet that standard. Alternative master's initial certification programs require 2 years at a minimum for completion. It is difficult to determine what "on-time" would be. All undergraduate and graduate candidates must complete an internship in addition to coursework and other requirements (comps, GPA, etc.) in order to be recommended for licensure. No one is accepted into an internship if they do not meet standards; candidates who do not pass the internship are not recommended for licensure.