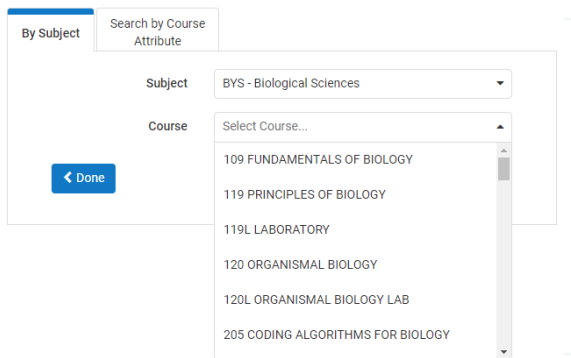
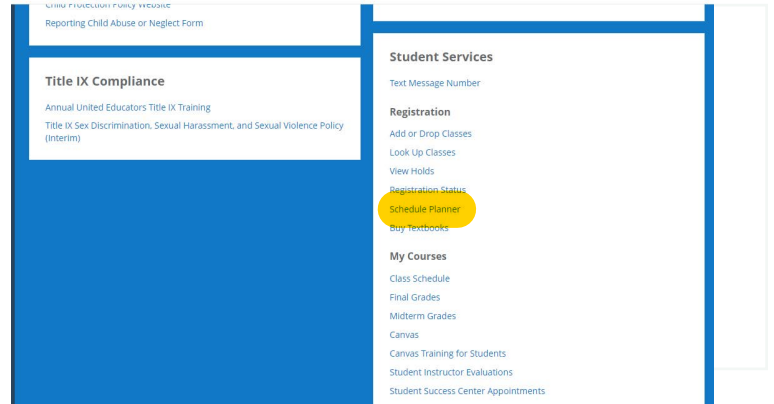


REGISTER WITH SCHEDULE PLANNER

1. log in to **my.uah.edu**
2. On the home page, scroll down to find **Schedule Planner** in the middle column
3. Select **Fall 2023** then **save and continue**
4. Go to courses and select



5. Use the **Subject drop-down menu** to select the class subject and the **Course drop-down menu** to select the course number

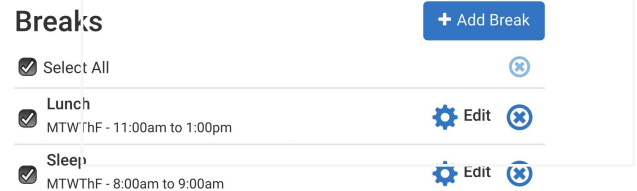
**Remember to add required lab and/or recitation sections, if applicable*

6. Select when you've added all of your classes

7. Then you'll select

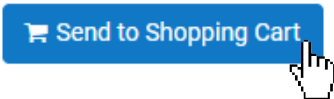
If this gives you too many options, you can always add in **Breaks** for meals or to constrain when your earliest and latest classes start and end.

You can also visually compare up to four schedules at a time using the check box to the left of each schedule and selecting



Compare **Select at least two schedules to compare side by side**

8. Once you've found a schedule that works for you, select **View** to the left that schedule and then select



9. When you're redirected to your Schedule Planner Registration Cart, select **Register** to register for your classes

Bonus:

The **Options** tab to the right of each course toggles on/off the inclusion of special sections (Honors, Math S Sections, etc.)

You can also use the **Options** tab to view the different times/days and formats of each course.

<input checked="" type="checkbox"/>	Section	Component
<input checked="" type="checkbox"/>	01	Lecture
<input checked="" type="checkbox"/>	H03	Lecture

REGISTER WITH ADD/DROP CLASSES

- Navigate to the Current Class Schedules | <https://www.uah.edu/cgi-bin/schedule.pl>
- Select the term for which you intend to register for courses
 - [UAH: Summer 2021 Course Listing](#)
 - [UAH: Fall 2021 Course Listing](#)
 - [UAH: Spring 2022 Course Listing](#)
 - [UAH Interactive Class Schedule](#)
- On the next page, select the department for the class you would like to schedule



ARS/Art Studio 08/18/2021 - 12/10/2021 (Full Term)

Sec Type	CRN	Course	Title	Credit	Max Enrl	Enrl Avail	Wait List	MTYP	Days	Start	End	Bldg	Room	Instructor
Z	90690	123 01	2D DESIGN & COLOR THEORY	3.0	0	0	Canceled	0	TBA	TBA		TBA	TBA	STAFF
T	90691	123 02	2D DESIGN & COLOR THEORY	3.0	18	18	0	0	TR	08:30AM	11:00AM	WIL	244	Bean Robert
T	90692	123 03	2D DESIGN & COLOR THEORY	3.0	18	18	0	0	TR	11:30AM	02:00PM	WIL	244	Skinner Jauneth
S	90693	123 04	2D DESIGN & COLOR THEORY	3.0	18	18	0	0	TR	02:30PM	05:00PM	ONLN	ONLINE	Rossow Sonja
S	92205	123 05	2D DESIGN & COLOR THEORY	3.0	18	18	0	0	TR	11:30AM	02:00PM	ONLN	ONLINE	Rossow Sonja
T	90694	140 01	3D DESIGN	3.0	18	17	1	0	MW	08:30AM	11:00AM	ROB	104	Couch Jennie
T	90695	140 02	3D DESIGN	3.0	18	17	1	0	MW	11:30AM	02:00PM	ROB	104	Couch Jennie
T	90696	140 03	3D DESIGN	3.0	18	14	4	0	TR	02:30PM	05:00PM	ROB	104	Taylor Christopher
T	90697	160 01	DRAWING: FOUNDATIONS	3.0	20	20	0	0	MW	08:30AM	11:00AM	WIL	237	Bean Robert

- Look through the course types and times/locations to find the section that works best for you
- Make note of the five-digit **Course Registration Number (CRN)** in the second column - this is the code you will use to add your preferred section to your shopping cart
- Repeat for each of your classes

- Section Type:**
- T:** Traditional, in-person
 - A:** Asynchronous, online *at your leisure*
 - S:** Synchronous, online *scheduled meeting times*
 - Y:** Hybrid, in-person & online
- MTWRF:** Monday, Tuesday, Wednesday, Thursday, Friday
- TBA:** Asynchronous - no designated meeting times

Tips:

Make sure you include time to travel between classes! 
 Schedule breaks! Eating and relaxing are equally as important as class time. 

- Once you have your list of CRN's, navigate to **my.uah.edu** and in the middle column, select
- Use the drop-down menu to select the term for which you are registering for
- In the Worksheet, enter the CRN for each class in a separate box

Registration

Add or Drop Classes



Add Classes Worksheet

CRNs

<input type="text"/>	<input type="text"/>	<input type="text"/>	<input type="text"/>	<input type="text"/>	<input type="text"/>	<input type="text"/>	<input type="text"/>	<input type="text"/>	<input type="text"/>
----------------------	----------------------	----------------------	----------------------	----------------------	----------------------	----------------------	----------------------	----------------------	----------------------

Submit Changes Class Search Reset

- Once you **Submit Changes**, you are registered for classes!